


INDUSTRIAL PANEL COMPUTER IPC-300 SERIES



Fanless Touch Panel Computer with Intel® Apollo Lake™ E3940 1.80GHz Processor, HDMI, DisplayPort, 2 GbE LAN, 6 USB, 2 COM, WiFi, 4G LTE Ready



SYSTEM SPECIFICATIONS

Front Bezel	IP65/IP66, Aluminum enclosure				
LCD Panel Sizes	15" / 15.6" / 17" / 19" / 21.5" / 23.8"				
Brightness per panel	350 nits or 1600 nits / 400 nits / 350 nits or 800 nits / 350 nits or 1600 nits / 400nits / 400nits				
Resolution per panel	1024 x 768 / 1920 x 1080 / 1280 x 1024 / 1280 x 1024 / 1920 x 1080 / 1920 x 1080				
Touch Screen	Resistive or Projective Capacitive				
Processor	Intel® E3940 1.80GHz				
Processor Generation	Apollo Lake™				
Processor Cores	4				
Memory	Up to 8GB DDR3L 1600MHz SO-DIMM				
Storage	1 • mSATA up to 1TB				
Chipset	SoC integrated				
Graphics	Intel® HD Graphics 500				
LAN Controller	2 • Intel® I210-AT GbE LAN ports				
System I/O	<table border="0"> <tr> <td>Front</td> <td> <ul style="list-style-type: none"> 2 • USB 2.0 ports 1 • Power Button 3 • RS232/422/485 ports 2 • WiFi RP-SMA connectors 2 • 4G SMA connectors </td> </tr> <tr> <td>Rear</td> <td> <ul style="list-style-type: none"> 4 • USB 3.0 ports 2 • Gb LAN Ports 1 • HDMI port 1 • DisplayPort 1 • Locking Power connector 2 • WiFi RP-SMA connectors 2 • 4G SMA connectors </td> </tr> </table>	Front	<ul style="list-style-type: none"> 2 • USB 2.0 ports 1 • Power Button 3 • RS232/422/485 ports 2 • WiFi RP-SMA connectors 2 • 4G SMA connectors 	Rear	<ul style="list-style-type: none"> 4 • USB 3.0 ports 2 • Gb LAN Ports 1 • HDMI port 1 • DisplayPort 1 • Locking Power connector 2 • WiFi RP-SMA connectors 2 • 4G SMA connectors
Front	<ul style="list-style-type: none"> 2 • USB 2.0 ports 1 • Power Button 3 • RS232/422/485 ports 2 • WiFi RP-SMA connectors 2 • 4G SMA connectors 				
Rear	<ul style="list-style-type: none"> 4 • USB 3.0 ports 2 • Gb LAN Ports 1 • HDMI port 1 • DisplayPort 1 • Locking Power connector 2 • WiFi RP-SMA connectors 2 • 4G SMA connectors 				
BIOS	AMI UEFI				
Watchdog Timer	256 levels, 1~255 sec.				
Expansion Interface	1 • PCIe Mini Card (full height)				
System Indicator	<ul style="list-style-type: none"> 1 • blue LED for system power-on (shared) 1 • red LED for SSD active (shared) 				

MECHANICAL SPECIFICATIONS

Color	Silver-Blue
Construction	Aluminum extrusion and heavy gauge chassis
Dimensions (W x H x D)	
IPC-300S-150-	358.5mm x 281.5mm x 61.5mm (14.11" x 11.08" x 2.42")
IPC-300S-156-	387.4mm x 242.4mm x 56.5mm (15.25" x 9.54" x 2.22")
IPC-300S-170-	392.5mm x 325mm x 60.5mm (15.45" x 12.79" x 2.38")
IPC-300S-190-	439.5mm x 364.3mm x 60.5mm (17.30" x 14.34" x 2.38")
IPC-300S-215-	537.6mm x 329mm x 54.5mm (21.16" x 12.95" x 2.14")
IPC-300S-238-	596mm x 366mm x 80mm (23.46" x 14.40" x 3.24")
Mounting	VESA mount / Wall mount / Panel mount

FEATURES

- IP65 / IP66 rated front bezel with resistive or PCAP touch screen
- LCD Panel Sizes: 15", 15.6", 17", 19", 21.5", 23.8"
- Intel® Apollo Lake™ E3940 1.80Ghz Quad Core Processor
- High performance 204-pin DDR3L 1600MHz SO-DIMM
- WiFi and 4G LTE Ready
- Highly reliable thermal transfer fanless technology
- 2 • RS232/422/485 and 5 • USB ports
- 256GB ~ 1TB mSATA supported
- 1 • Expandable PCI Express Mini Card slots
- Supports DisplayPort and HDMI dual display
- Wide range operating temperature supported



POWER SUPPLY

Power Input	12 ~ 24VDC with protection fuse
Power Adapter	110 ~ 240 AC to 12VDC out 60W

REGULATORY SPECIFICATIONS

Operating Temperature	-10°C ~ 60°C (14°F ~ 140°F)
EMI/EMC	CE standards applied (EN 55022 / EN 55024 / EN 55032 / EN 60950-1) FCC - Assembled using FCC certified components RoHS
Vibration	5~500Hz 1G PTP
Shock	operating: 30G (11ms), non-operating: 40G (11ms)

ORDERING INFORMATION

Base	IPC-300 Industrial Panel Computer, 15" 1024 x 768, XGA 350NIT LCD, Intel® Apollo Lake™, Quad Core 1.8GHz E3940 Processor, 4- USB 3.0 Ports, 1-USB 2.0 Ports, 2- Intel I210-IT GbE LAN Ports, 1- RS232 Ports, 1- RS232/422/485 Port. (Does not include AC Wall Adapter)
IPC-300_-150-	IPC-300 Industrial Panel Computer, 15.6" 1920 x 1080, FHD 400NIT LCD, Intel® Apollo Lake™, Quad Core 1.8GHz E3940 Processor, 4- USB 3.0 Ports, 1-USB 2.0 Ports, 2- Intel I210-IT GbE LAN Ports, 1- RS232 Ports, 1- RS232/422/485 Port. (Does not include AC Wall Adapter)
IPC-300_-156-	IPC-300 Industrial Panel Computer, 17" 1280 x 768, SXGA 350NIT LCD, Intel® Apollo Lake™, Quad Core 1.8GHz E3940 Processor, 4- USB 3.0 Ports, 1-USB 2.0 Ports, 2- Intel I210-IT GbE LAN Ports, 1- RS232 Ports, 1- RS232/422/485 Port. (Does not include AC Wall Adapter)
IPC-300_-170-	IPC-300 Industrial Panel Computer, 19" 1280 x 1024, SXGA 350NIT LCD, Intel® Apollo Lake™, Quad Core 1.8GHz E3940 Processor, 4- USB 3.0 Ports, 1-USB 2.0 Ports, 2- Intel I210-IT GbE LAN Ports, 1- RS232 Ports, 1- RS232/422/485 Port. (Does not include AC Wall Adapter)
IPC-300_-190-	IPC-300 Industrial Panel Computer, 21.5" 1920 x 1080, FHD 400NIT LCD, Intel® Apollo Lake™, Quad Core 1.8GHz E3940 Processor, 4- USB 3.0 Ports, 1-USB 2.0 Ports, 2- Intel I210-IT GbE LAN Ports, 1- RS232 Ports, 1- RS232/422/485 Port. (Does not include AC Wall Adapter)
IPC-300_-215-	IPC-300 Industrial Panel Computer, 23.8" 1920 x 1080, FHD 400NIT LCD, Intel® Apollo Lake™, Quad Core 1.8GHz E3940 Processor, 4- USB 3.0 Ports, 1-USB 2.0 Ports, 2- Intel I210-IT GbE LAN Ports, 1- RS232 Ports, 1- RS232/422/485 Port. (Does not include AC Wall Adapter)
IPC-300_-238-	IPC-300 Industrial Panel Computer, 23.8" 1920 x 1080, FHD 400NIT LCD, Intel® Apollo Lake™, Quad Core 1.8GHz E3940 Processor, 4- USB 3.0 Ports, 1-USB 2.0 Ports, 2- Intel I210-IT GbE LAN Ports, 1- RS232 Ports, 1- RS232/422/485 Port. (Does not include AC Wall Adapter)

INDUSTRIAL PANEL COMPUTER IPC-300 SERIES



CONFIGURABLE & ACCESSORIES

Power Connector	Locking Circular Barrel Power Connector, 3-Pin Terminal Block Connector with Mate
High Bright LCD	15" - 1600 nits / 17" - 800 nits / 19" - 1600 nits
Touch Screen	Projective Capacitive or Resistive
RS232/RS485 Ports	2 - RS232/485 Ports on Front Panel
mSATA SSD	256GB, 512GB, 1TB
Additional Dual Ethernet	Dual Ethernet Ports (Total of 4) 2 • Front Panel - 2 • Rear Panel
DDR3L SO-DIMM	4GB or 8GB
WiFi module	Intel® 8265 802.11ac/a/b/g/n Wi-Fi / Bluetooth M.2 Module
VESA mount kit	VESA2-KIT

CONFIGURABLE & ACCESSORIES

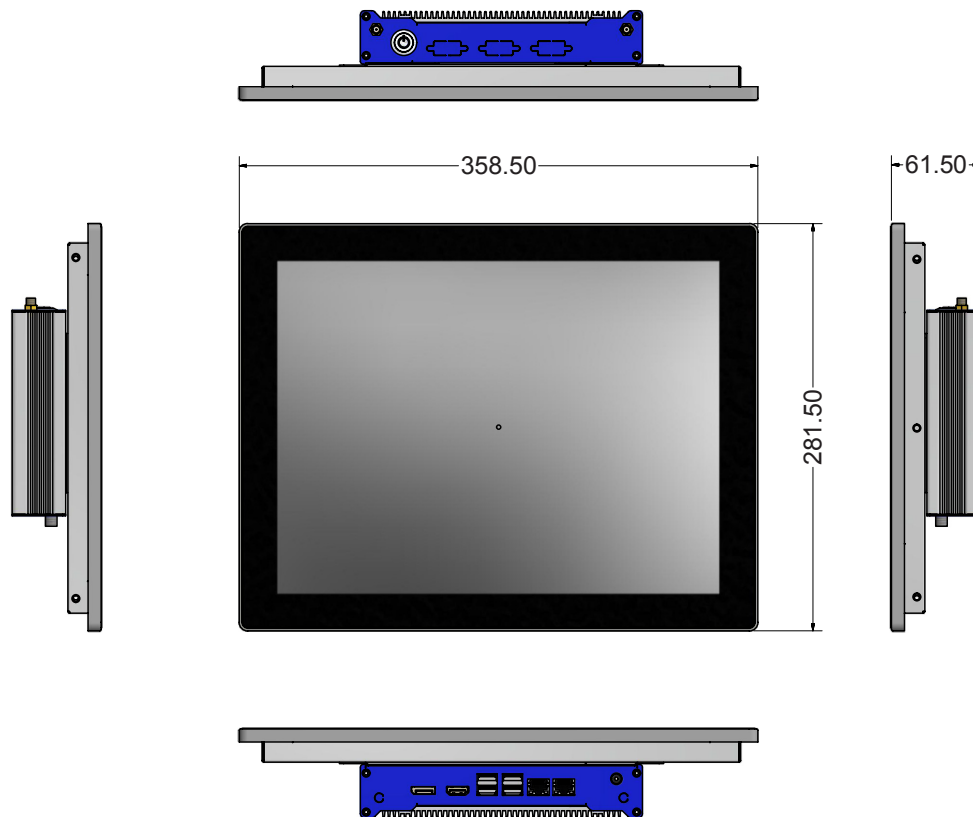
Wall mount bracket	6680440721
Panel mount kit	9601340301
AC wall adapter	3771030341
Operating System	Windows® 10 IoT Enterprise 2016 LTSB Entry (Atom), Windows® 10 IoT Enterprise 2019 LTSC Entry (Atom), Windows® 10 Professional 64bit, Ubuntu® Desktop 16.04 LTS 64bit

WARRANTY

Standard Warranty	2 Year Warranty
Extended Warranty	TotalCare Protection 3 or 5 Year Extended
Expected Life Cycle	7 Years

DIMENSIONS

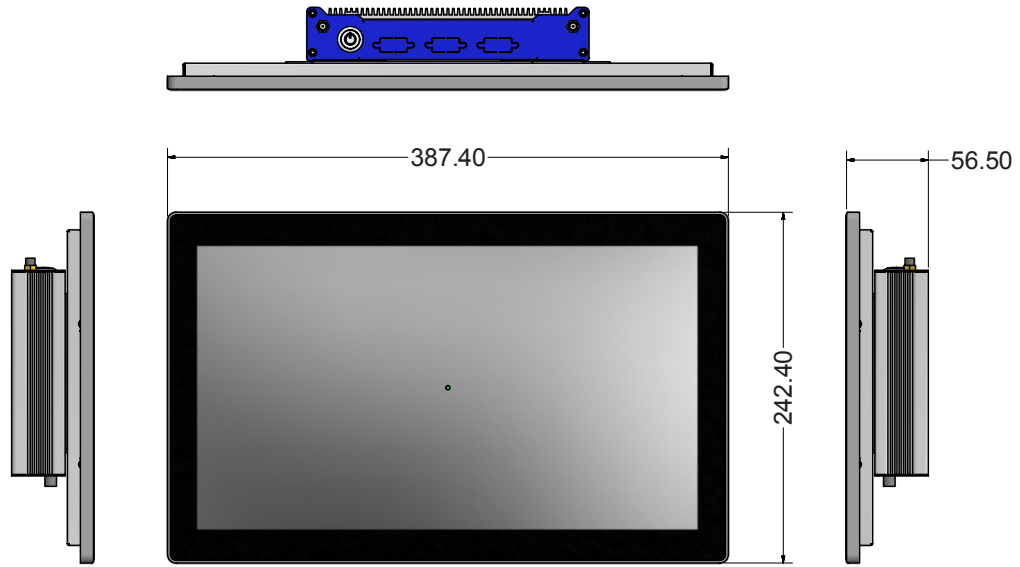
IPC-300_-150



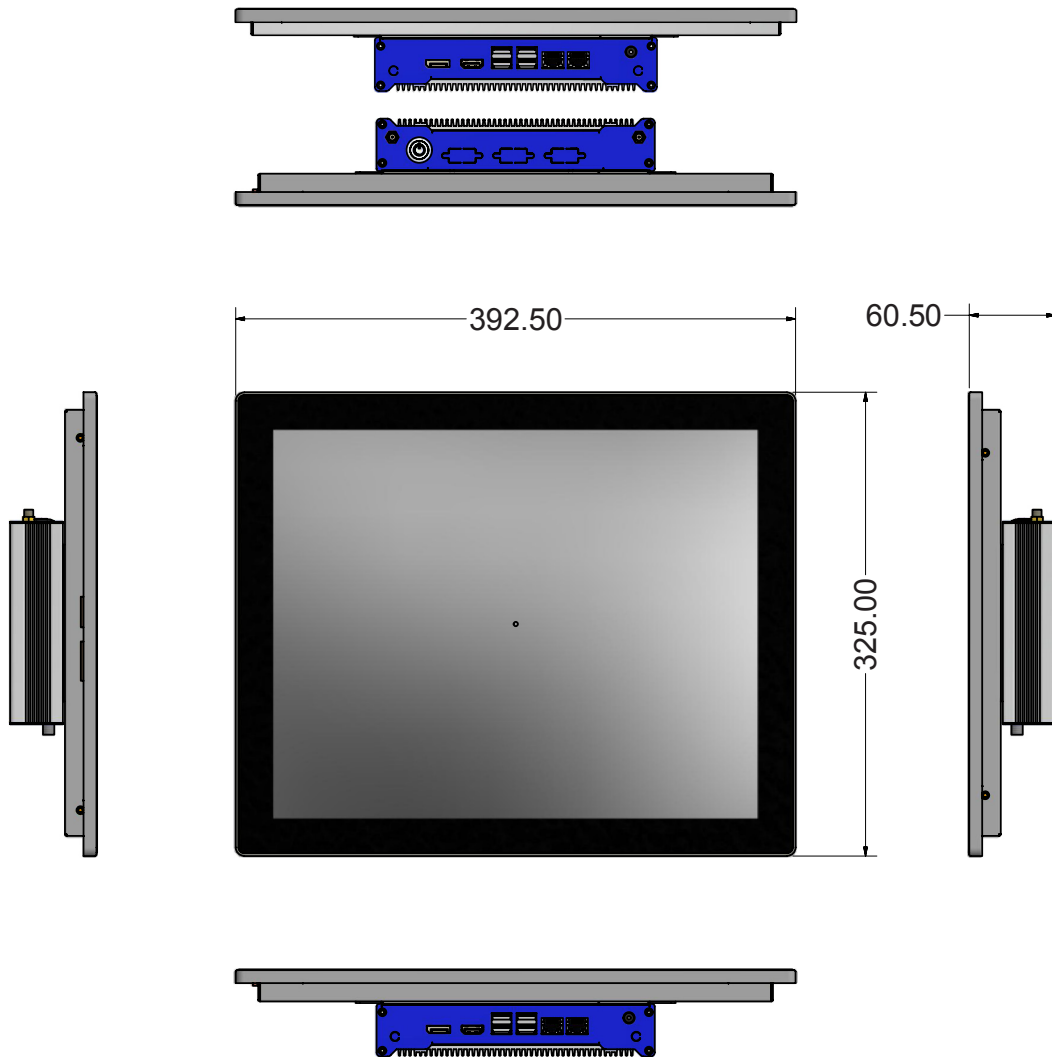
Measurements shown in mm. All dimensions are $\pm 0.5\text{mm}$

DIMENSIONS

IPC-300_-156



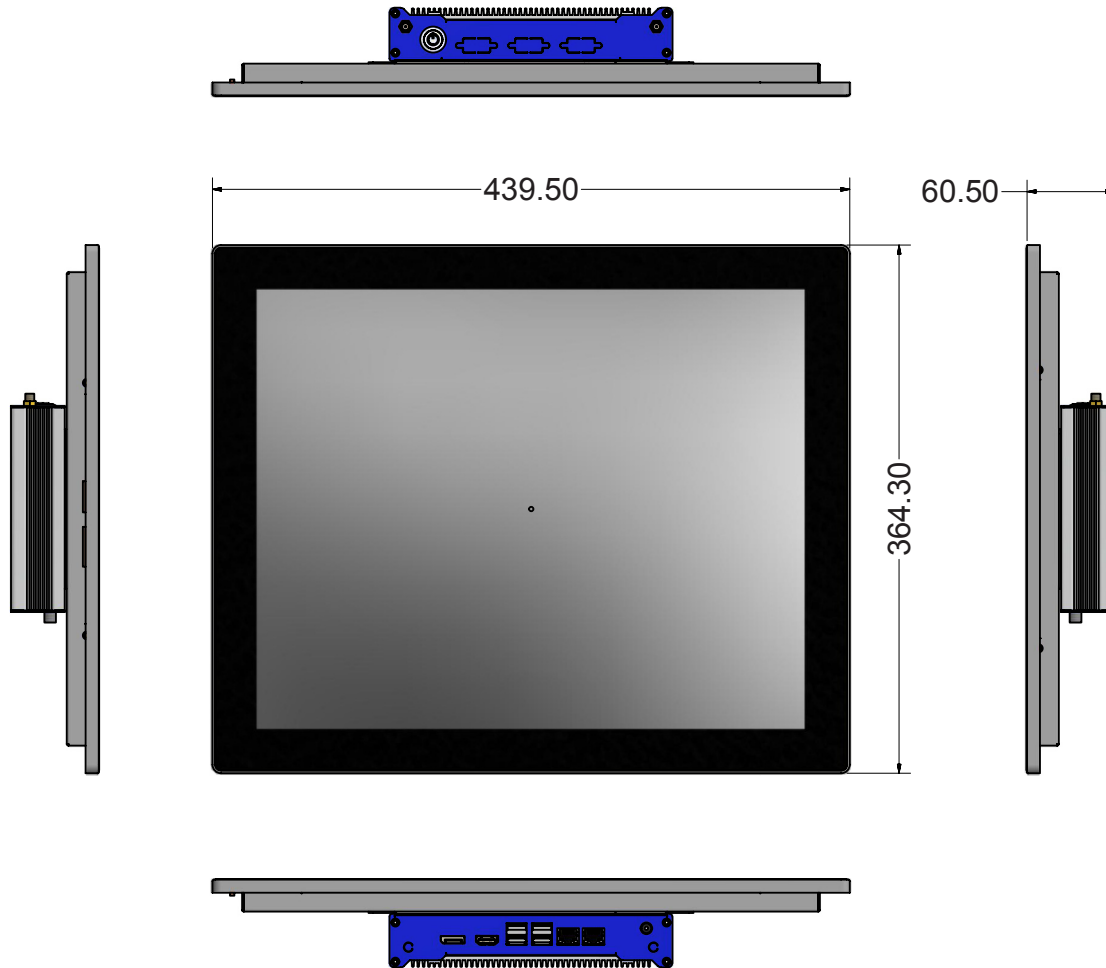
IPC-300_-170



Measurements shown in mm. All dimensions are $\pm 0.5\text{mm}$

DIMENSIONS

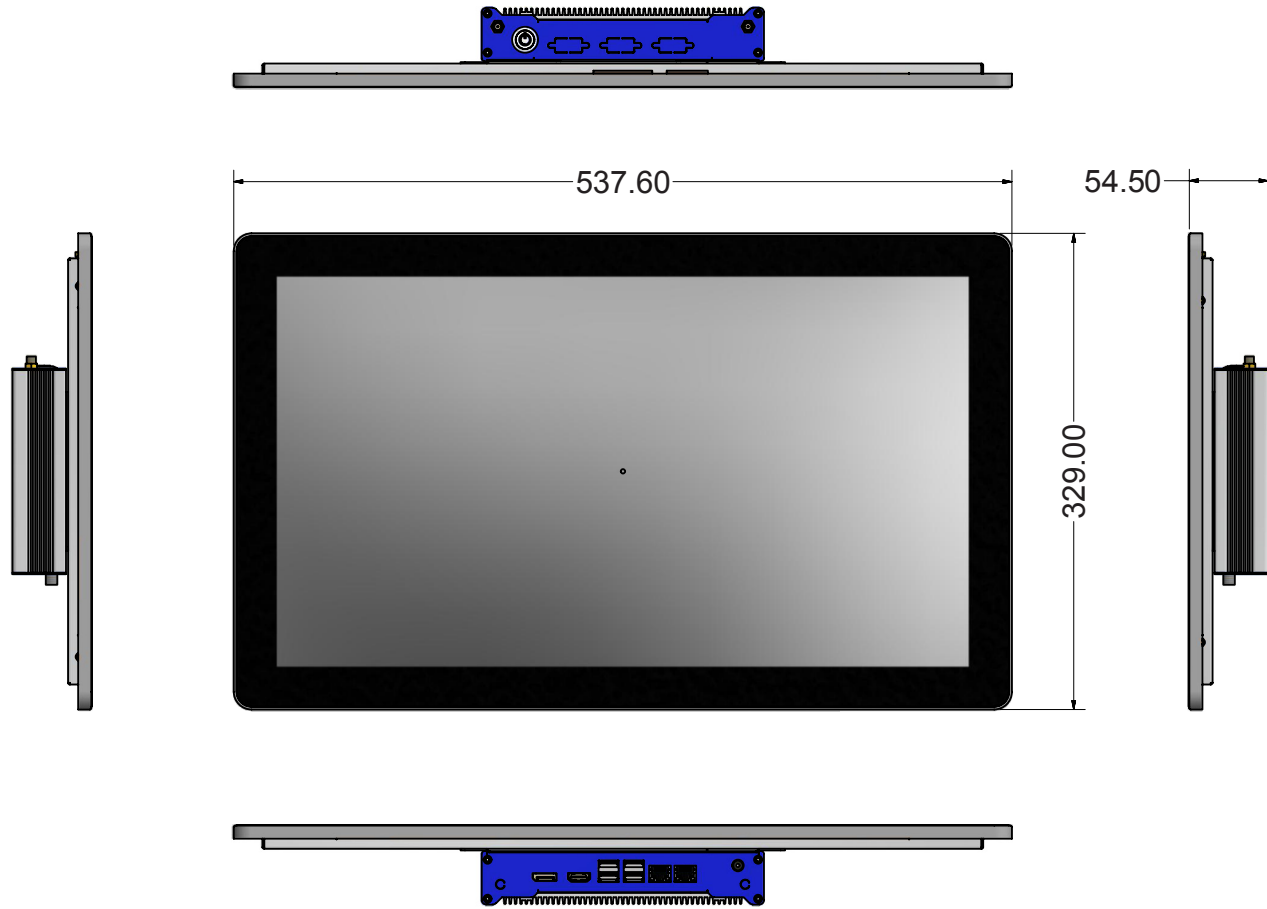
IPC-300_-190



Measurements shown in mm. All dimensions are ± 0.5 mm

DIMENSIONS

IPC-300_-215



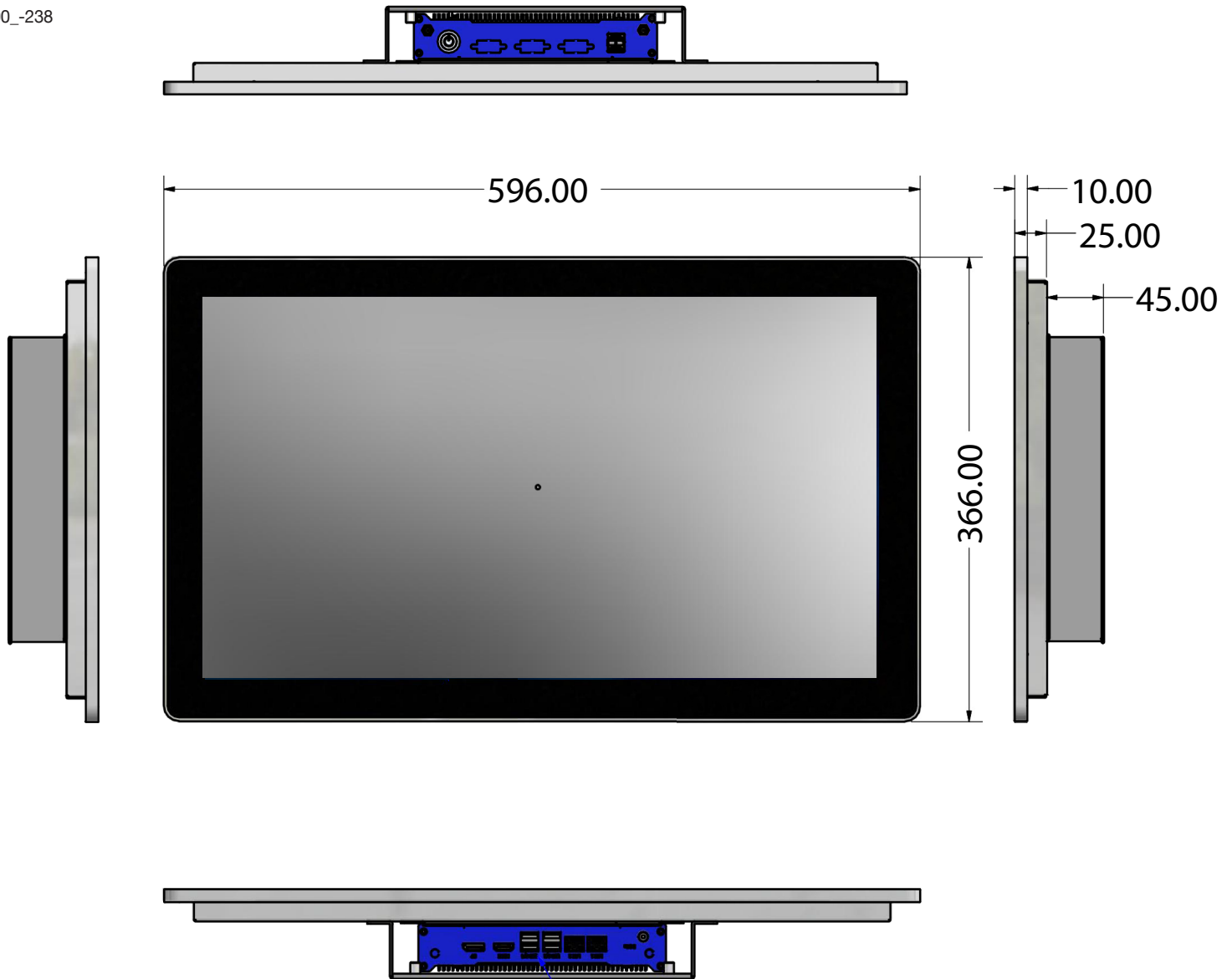
Measurements shown in mm. All dimensions are $\pm 0.5\text{mm}$

INDUSTRIAL PANEL COMPUTER IPC-300 SERIES



DIMENSIONS

IPC-300_-238



Measurements shown in mm. All dimensions are $\pm 0.5\text{mm}$