


INDUSTRIAL EMBEDDED COMPUTER IEC-510 SERIES



Fanless Embedded System with configurable Intel® Tiger Lake™ i5/i7 Core™ Processor, Hotswappable 2.5" SATA Drive, HDMI, DisplayPort, 2 TSN Supported GbE LAN, 6 USB, 3 COM, WiFi & 4G LTE Ready



SYSTEM SPECIFICATIONS

Processor	Intel® i5-1145G7E 2.6GHz Intel® i7-1185G7E 2.8GHz				
Processor Generation	Tiger Lake				
Processor Cores	4				
Memory	Up to 64GB DDR4 SO-DIMM				
Storage	1 • M.2 M Key up to 2TB 1 • 2.5" SATA SSD Up to 4TB 1 • M.2 B Key up to 512GB				
Chipset	SoC integrated				
Graphics	Intel® Iris® Xe				
LAN Controller	2 • Intel® I225-LM 2.5 GbE LAN ports				
TPM	Infineon® SLB9670VQ2.0				
System I/O	<table border="0"> <tr> <td>Front</td> <td>2 • USB 2.0 ports 1 • Power Button 2 • RS232/422/485 ports 1 • Hot-swappable external 2.5" 3.0 SATA drive bay</td> </tr> <tr> <td>Rear</td> <td>4 • USB 3.2 Gen2 ports 2 • Gb LAN Ports 1 • HDMI port 1 • DisplayPort 1 • 3-Pin Terminal Block Power Connector 2 • WiFi RP-SMA connectors 2 • 4G SMA connectors</td> </tr> </table>	Front	2 • USB 2.0 ports 1 • Power Button 2 • RS232/422/485 ports 1 • Hot-swappable external 2.5" 3.0 SATA drive bay	Rear	4 • USB 3.2 Gen2 ports 2 • Gb LAN Ports 1 • HDMI port 1 • DisplayPort 1 • 3-Pin Terminal Block Power Connector 2 • WiFi RP-SMA connectors 2 • 4G SMA connectors
Front	2 • USB 2.0 ports 1 • Power Button 2 • RS232/422/485 ports 1 • Hot-swappable external 2.5" 3.0 SATA drive bay				
Rear	4 • USB 3.2 Gen2 ports 2 • Gb LAN Ports 1 • HDMI port 1 • DisplayPort 1 • 3-Pin Terminal Block Power Connector 2 • WiFi RP-SMA connectors 2 • 4G SMA connectors				
BIOS	AMI UEFI				
Watchdog Timer	256 levels, 1~255 sec.				
Expansion Interface	1 • M.2 M key (PCIe Gen4 x4 NVMe), 2280 1 • M.2 E key (PCIe x1, USB 2.0), 2230 1 • NANO SIM Slot				
System Indicator	1 • blue LED for system power-on (shared) 1 • red LED for SSD active (shared)				

MECHANICAL SPECIFICATIONS

Color	Silver-Blue
Construction	Aluminum extrusion and heavy gauge chassis
Dimensions (W x H x D)	188.8mm x 55mm x 168mm (7.43" x 2.17" x 6.61")
Mounting	DIN rail mount / Wall mount

POWER SUPPLY

Power Input	12 ~ 24VDC with protection fuse
Power Adapter	110 ~ 240 AC to 12VDC out 60W

REGULATORY SPECIFICATIONS

Operating Temperature	-10°C ~ 60°C (14°F ~ 140°F)
EMI/EMC	CE standards applied (EN 55022 / EN 55024 / EN 55032 / EN 60950-1) FCC - Assembled using FCC certified components RoHS
Vibration	5~500Hz 1G PTP
Shock	operating: 30G (11ms), non-operating: 40G (11ms)

FEATURES

- Configurable Intel® Tiger Lake™ i5/i7 Core™ processor support
- High performance 260-pin DDR4 3200 SO-DIMM max. up to 64GB
- 2 • Intel® TSN Supported Gbe LAN ports
- WiFi and 4G LTE Ready
- Highly reliable thermal transfer fanless technology
- 2 • RS232/422/485 and 6 • USB ports
- 256GB ~ 2TB M.2 supported
- 1 • Hot-swappable external 2.5" 3.0 SATA drive bay
- Supports DisplayPort and HDMI dual display
- Wide range operating temperature supported

ORDERING INFORMATION

Base	IEC-510 Industrial Embedded Computer, Intel® Tiger Lake™ Processor, 4- USB 3.0 Ports, 2-USB 2.0 Ports, 2- Intel® I225-LM 2.5 GbE LAN ports, 1- HDMI Port, 1- DisplayPort, 3-Pin Terminal Block Connector with Mate. (Does not include AC Wall Adapter)
IEC-510_-	

CONFIGURABLE & ACCESSORIES

Processor	Intel® i5-1145G7E 2.6GHz, Intel® i7-1185G7E 2.8GHz
RS232/RS485 Ports	2 - RS232/485 Ports on Front Panel
M.2 B key SSD	256GB, 512GB
M.2 M key SSD	250GB, 500GB, 1TB, 2TB
1 • 2.5" SATA SSD	250GB, 500GB, 1TB, 2TB, 4TB
Hot-Swappable DDR4 SO-DIMM	8GB, 16GB, 32GB, 64GB
WiFi module	Intel® 8265 802.11ac/a/b/g/n Wi-Fi / Bluetooth M.2 Module
4G LTE module	Sierra Wireless® LTE - Verizon® or AT&T® 4G M.2 Module
DIN rail kit	DIN1-KIT
Wall mount kit	6620080721
AC wall adapter	3771030341
Operating System	Windows® 10 IoT Enterprise 2019 LTSC Value (i3/i5), Windows® 10 Professional 64bit, Ubuntu® Desktop 16.04 LTS 64bit

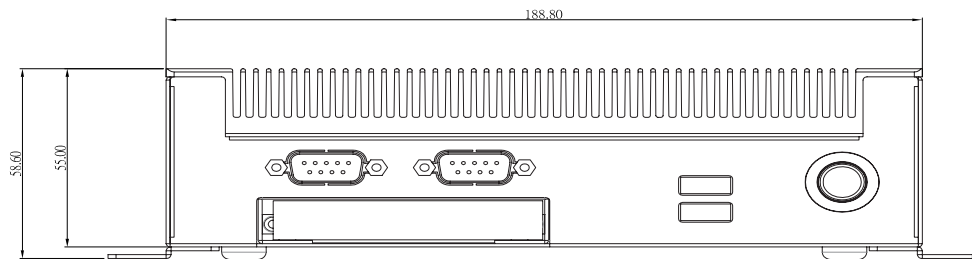

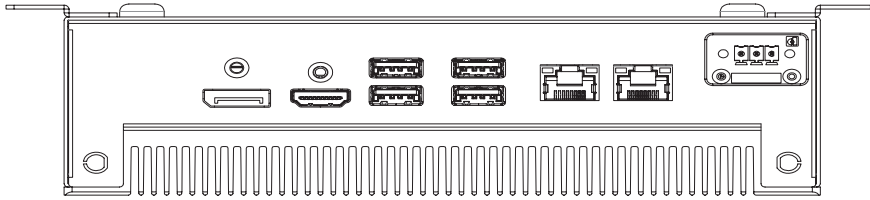
WARRANTY

Standard Warranty	2 Year Warranty
Extended Warranty	TotalCare Protection 3 or 5 Year Extended
Expected Life Cycle	7 Years

INDUSTRIAL EMBEDDED COMPUTER IEC-510 SERIES



DIMENSIONS



Measurements shown in mm. All dimensions are $\pm 0.5\text{mm}$